



Boleto de avión

Pepita va a Guatemala



7ZB



Pepita va a Guatemala

'Pepita va a Guatemala' is a fun introduction to the culture of Guatemala, perfect for little learners! Take an imaginary trip with your students, as our little rabbit, Pepita, visits this country and sees a variety of aspects of Guatemalan culture. We've also included a flag coloring page, a Design Your Own Weaving Pattern page, and Tejidos Activity Page (make a bookmark) based on an authentic traditional pattern.

For additional resources visit these sites:

An incredible short video of Guatemala: <https://www.youtube.com/watch?v=koIicep1I4A&feature=share>

and one of Tikal: <https://www.youtube.com/watch?v=YaUIR-QJ54&feature=share>

PREVIEW

And this documentary (be sure to preview prior to showing as it is long and you might want to only show a part; I also always screen documentaries ahead of time to be sure there aren't images my school would prefer students not see, such as indigenous people in a state of less than "full" dress): https://www.youtube.com/watch?v=ZRSNR_L-kxE

A short video of the quetzal: <https://www.youtube.com/watch?v=qmgJDPzWwdk>

How to make chuchitos: <https://www.youtube.com/watch?v=d3GChYpOqL4> (I like to show my students videos of traditional foods being made so they can see the ingredients and the process without me having to do a lot of translating)



PREVIEW



'Pepita va a Guatemala.' Level B Story Book
Mundo de Pepita, Copyright ©2017


www.mundodepepita.etsy.com

[http://www.teacherspayteachers.com/Store/
Mundo-De-Pepita](http://www.teacherspayteachers.com/Store/Mundo-De-Pepita)

Pepita va a
Guatemala





Nombre _____




PREVIEW



Pepita va a Guatemala...



...y ¡Tikal!



...y un tejido...

5



...y ve la bandera...

2



...y un quetzal...

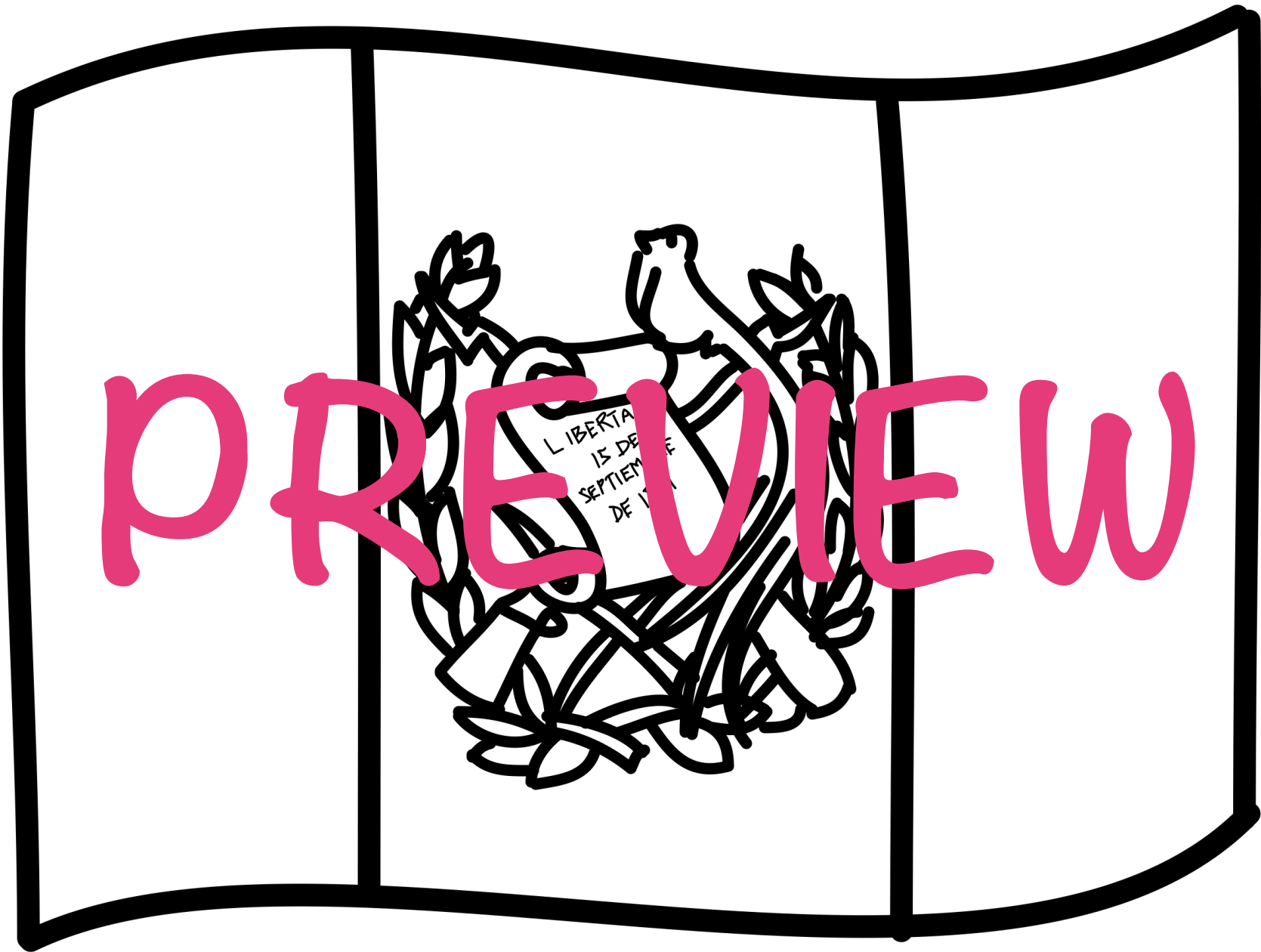
3



...y unos chuchitos...

4

La bandera de Guatemala



Make a bookmark

with a traditional weaving pattern

You will need:

- *card stock
- *bookmark pattern
- *ribbon

To make:

- *Print out the bookmark pattern on card stock enough so that when cut apart, each student will have one.
- *Instruct students to follow the code to color their bookmark
- *Once they've finished coloring, they cut the bookmark out along the heavy outside line
- *Punch a hole in one end and attach a length of ribbon- all finished!

Code for coloring:

- 1-rojo
- 2-verde
- 3-rosado
- 4-amarillo
- 5-azul claro
- 6-azul



PREVIEW




Tu propio diseño

PREVIEW



El viaje de Pepita- Imaginative Play Activity



Send Pepita on a virtual tour of Guatemala!
Print and cut out Pepita and the icons
representing what she sees in the
minibook, mount to stiff paper, and have
kiddos re-enact the story with the
Guatemala map, placing the pictures on the
map as the minibook is read.

Students can also color in the blank map,
illustrating various things Pepita sees, as
well as additional ones you might want to
share with them.

PREVIEW

